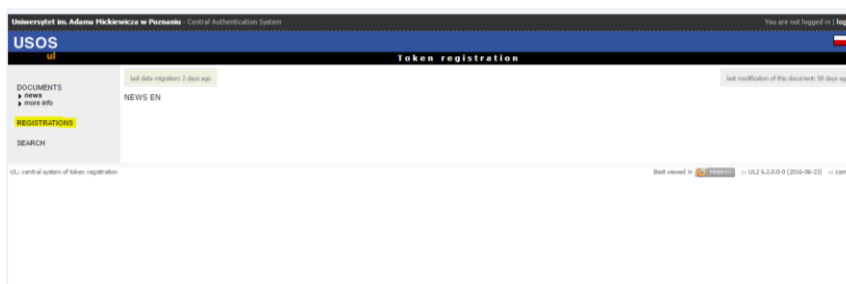


INSTRUCTION FOR ERASMUS STUDENTS HOW TO REGISTER FOR AMU PIE COURSES.

1. Log in

Registration for courses will be open from 10.10.2017 till 20.10.2017

In order to log in to the registration system please go to: ul.amu.edu.pl than press **LOG IN** button on the top right corner.



Then write your username and password which was given to you in an email (exactly the same you use to log in to USOSweb). Press **LOG IN**.



2. Tokens

Each student receives 12 tokens.

One token allows you to register for one AMU PIE course.

The amount of tokens left you can check by pressing **CART** button on the left side. Apart of that in **CART** you will be able to check you latest registration activities.

USOS
Token registration

DOCUMENTS
news
more info

REGISTRATIONS

SEARCH

CART

EXCHANGE

PAYMENTS

Your cart

Here you will find information about your registrations and tokens spent to register.
Token registrations are deleted after some time and information about tokens spent is archived. The **Show archived registrations** button allows you to see the archived data. Notice that not all data is stored, for instance, locations and times of classes will not be available.

Token type	Remaining	Spent	Purchased	Granted
	1	1	0	0

No data

Course	Group	Location	Time	Price	
Introduction to International Law (2015/SL) <small>in SL - 08:00</small>	1			1xAMU-PIE	<input type="checkbox"/>
European Union Law (2015/SL) <small>in SL - 08:00</small>	1			1xAMU-PIE	<input type="checkbox"/>

Show archived registrations

EU central system of token registration

Best viewed in 112.0.5.0-0 (2014-11-20) [contact](#)

3. Searching information about subjects available in registration.

In order to check courses availability and classes schedules please go to **REGISTRATIONS**.

USOS
Token registration

DOCUMENTS
news
more info

REGISTRATIONS

SEARCH

CART

EXCHANGE

PAYMENTS

Your cart

Here you will find information about your registrations and tokens spent to register.
Token registrations are deleted after some time and information about tokens spent is archived. The **Show archived registrations** button allows you to see the archived data. Notice that not all data is stored, for instance, locations and times of classes will not be available.

Token type	Remaining	Spent	Purchased	Granted
AMU-PIE	8	2	0	10

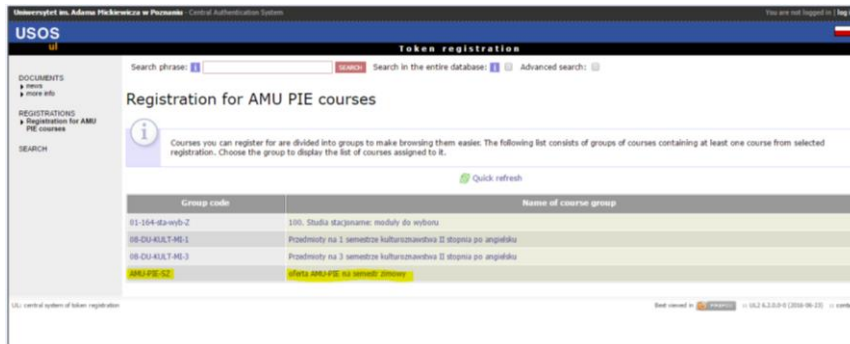
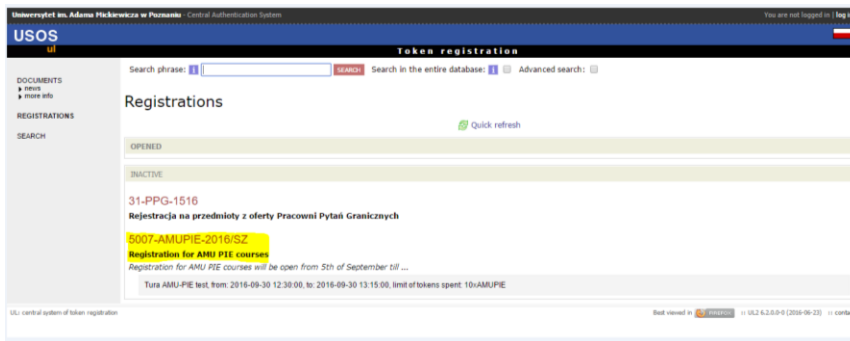
Course	Group	Location	Time	Price	
Introduction to International Law (2015/SL) <small>in SL - 08:00</small>	1			1xAMU-PIE	<input type="checkbox"/>
European Union Law (2015/SL) <small>in SL - 08:00</small>	1			1xAMU-PIE	<input type="checkbox"/>

Show archived registrations

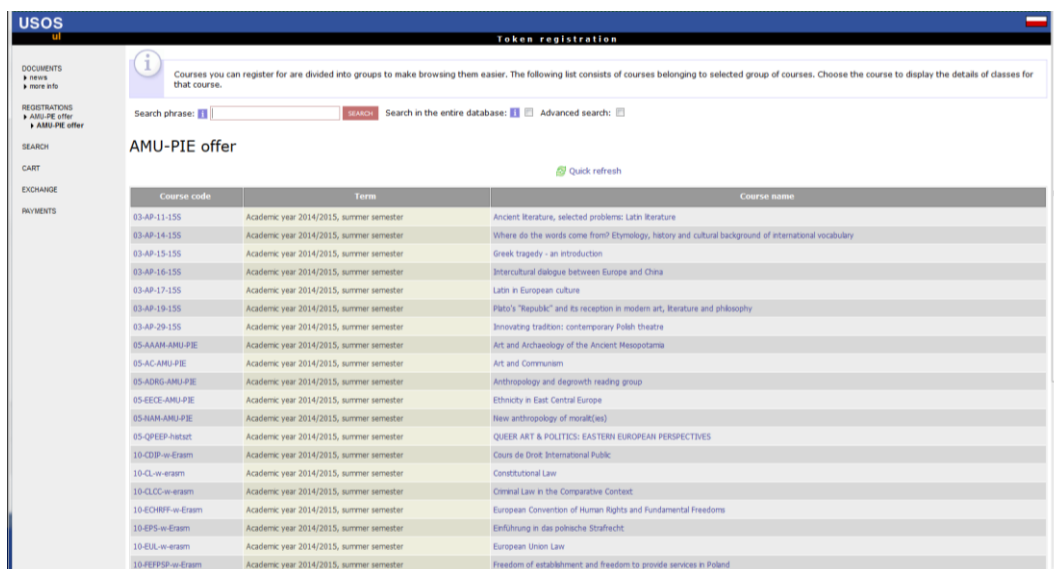
EU central system of token registration

Best viewed in 112.0.5.0-0 (2014-11-20) [contact](#)

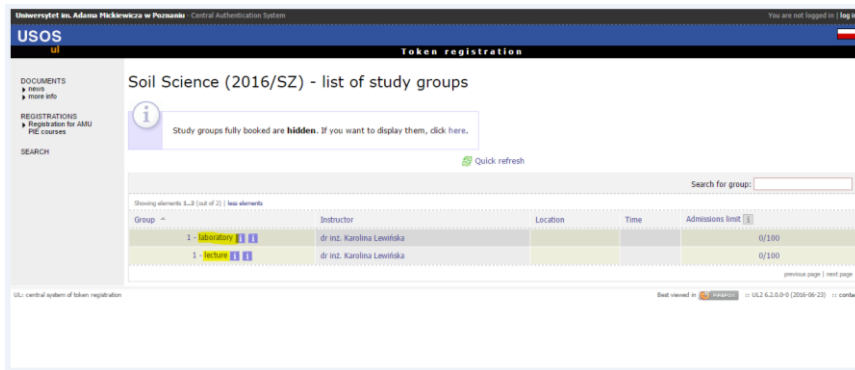
Once registration will be active you will see comment **OPEN**, information regarding registration will be headlighted in green colour. Once you will click on it, the group of AMU PIE courses will be seen.



Once you will click on that group, the window with all registration offer courses will be shown.

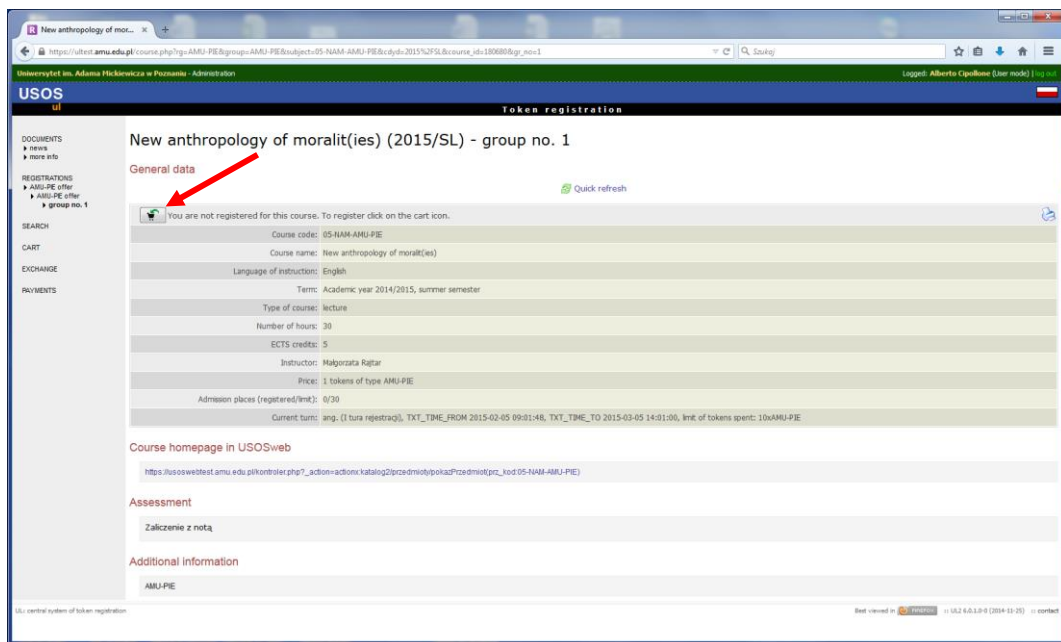


If the subject (offered) consists of two components, for example: lectures and a seminar, or a lecture and a lab class, you must **register for both components**.

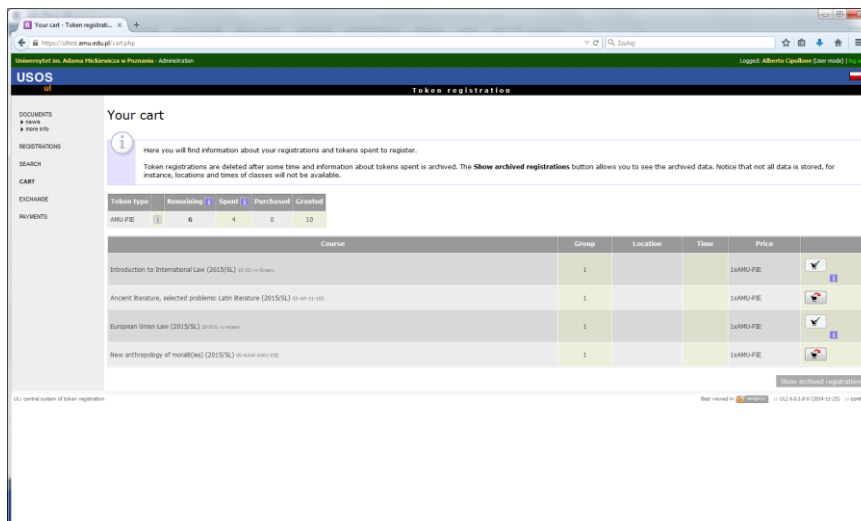


4. To sign up/ sign out for courses.

Press on the subject you are interested in than press **CART** button if you wish to sign up.



Once you will do it you will see that subject in your **CART**.



Meaning of icons :



- means that student is **NOT** registered to that class, in order to sign up you have to press **CART** button.



- means that student **IS** registered to that class, however clicking on it enables you to sign out from that class.

IMPORTANT!

Remember once registration will be active/open (from 10th of October till 20th of October) you **HAVE TO SIGN OUT** from those classes you are not going to attend to. Unless you do it such course will receive state: **FAILED**.

In order to sign out press click on CART with red arrow.



The screenshot shows the 'Your cart' page in the USOS system. The page displays a table of registered courses with columns for Course, Group, Location, Time, Price, and a 'CART' icon. A red arrow points to the 'CART' icon for the course 'Introduction to International Law (2013/SL)'. A modal dialog box is open over the 'CART' icon, asking 'Are you sure you want to unregister from this course?' with 'Confirm' and 'Cancel' buttons.

Course	Group	Location	Time	Price	CART
Introduction to International Law (2013/SL) (30-01-10-1000)	1			1xAMU-PJE	
Ancient literature, selected problems: Latin literature (2013/SL) (30-01-10-1000)	1			1xAMU-PJE	
European Union Law (2013/SL) (30-01-10-1000)	1			1xAMU-PJE	
New anthropology of morality (2013/SL) (30-01-10-1000)	1			1xAMU-PJE	